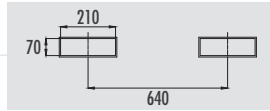
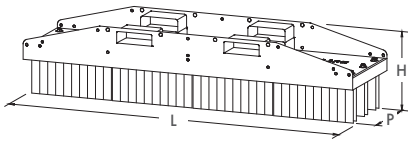




INDUSTRIAL
INDUSTRIAL BROOM COMPACT

MODEL	/ DIMENSIONS mm			No. OF WIRES	ROW	TARE kg	BRUSHES
	L	P	H				
863C20	2000	500	440	16800	6	212	<i>High quality harmonic steel</i>

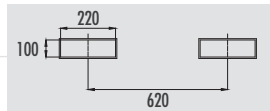
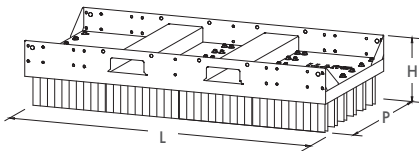


INTERNAL FORK SEATS DIMENSIONS



INDUSTRIAL
INDUSTRIAL BROOM CLASSIC

MODEL	/ DIMENSIONS mm			No. OF WIRES	ROW	TARE kg	BRUSHES
	L	P	H				
865C20	2000	1000	430	33600	12	380	<i>High quality harmonic steel</i>

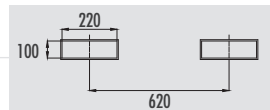
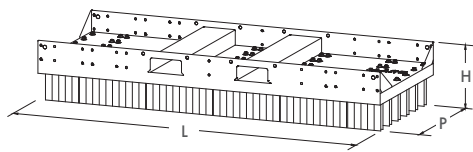


INTERNAL FORK SEATS DIMENSIONS



INDUSTRIAL
INDUSTRIAL BROOM LARGE

MODEL	/ DIMENSIONS mm			No. OF WIRES	ROW	TARE kg	BRUSHES
	L	P	H				
865C25	2500	1000	430	42000	12	476	<i>High quality harmonic steel</i>

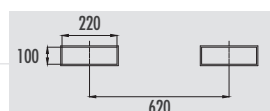
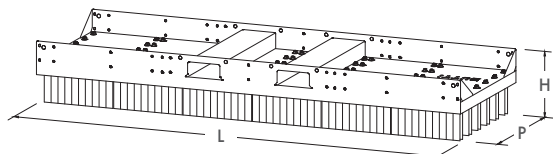


INTERNAL FORK SEATS DIMENSIONS



INDUSTRIAL
INDUSTRIAL BROOM EXTRA LARGE

MODEL	/ DIMENSIONS mm			No. OF WIRES	ROW	TARE kg	BRUSHES
	L	P	H				
865C30	3000	1000	430	50400	12	566	<i>High quality harmonic steel</i>



INTERNAL FORK SEATS DIMENSIONS



REPLACEMENT KIT IN **HIGH QUALITY HARMONIC STEEL**



TRANSPORT



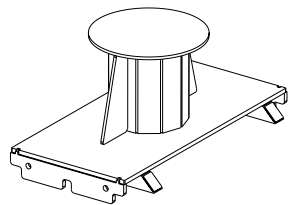
EASY AND FAST TO REPLACE AND MOUNT

Kit Butti with lenght 50 cm high quality brushes in harmonic steel for every Butti's brooms model.
Replacement brush kits in high quality steel are produced on request for every brooms models not produced by Butti.

Butti brooms are shipped inside a special container in galvanized steel, designed to protect them during transport and to avoid transport damages.

ATTACHMENT FOR **POLYP GRAB**

MODEL	/ DIMENSIONS mm		
	Ø anti-slip disc	Ø useful grip	H useful grip
868ARH3005B Compact	400	270	300
868ARH3010B Classic Large Extra Large	400	270	300



868P0204

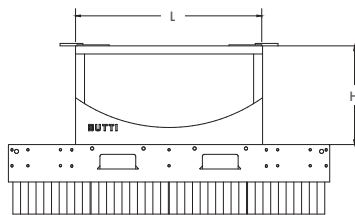
ATTACHMENT FOR **WHEEL LOADER**



Made up of two seats for wheel loader attachment.

CLAMP ATTACHMENT FOR CLASSIC, LARGE AND EXTRA LARGE MODELS

MODEL	/ DIMENSIONS mm		
	L	P	H utile / useful
868F0750B	1150	925	600



ADJUSTABLE STEEL BLADES TO PUSH SCRAP FOR CLASSIC, LARGE AND EXTRA LARGE MODELS

MODEL	/ DIMENSIONS mm		THICKNESS mm
	L	H	
868LB420 868LB420R	2000	400	10 15
868LB425 868LB425R	2500	400	10 15
868LB430 868LB430R	3000	400	10 15

ADJUSTABLE





KIT "DUST REDUCTION SYSTEM" - DRS FOR INDUSTRIAL BROOM MODEL CLASSIC, LARGE AND EXTRALARGE

MODEL	VOLUME	BROOM MODEL
868C0320	300	Industrial Classic
868C0325	300	Industrial Large
868C0330	300	Industrial Extra Large

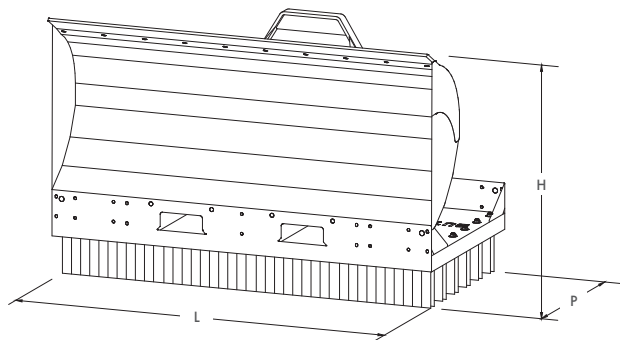


The "dust reduction system" kit is composed of a 300 lt watertank with brass discharge valve and connection, stainless steel sprinkler. An adjustable blade 10 mm thickness has to be installed as a protection of the system.



BLADE BROOM USABLE WITH FORKLIFT ROTATING FORK CLAMP, INTERCHANGEABLE SCRAPER

MODEL	/ DIMENSIONS mm			No. OF WIRES	ROW	kg	BRUSHES
	L	P	H				
865SP20 Classic	2000	1000	1290	33600	12	675	High quality harmonic steel
865SP25 Large	2500	1000	1290	42000	12	835	High quality harmonic steel

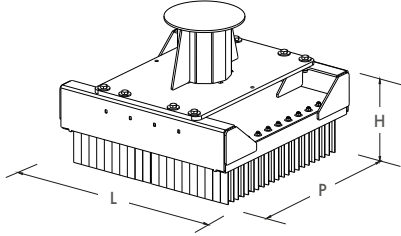


INDUSTRIAL BROOM

Scrap and Recycling Grapples (orange peel configuration)

MODEL	/ DIMENSIONS mm			No. OF WIRES	ROW	kg	BRUSHES
	L	P	H				
865C10AR	1000	1100	770	33600	24	500	High quality harmonic steel

*attachment's gripping dimensions- see cod. 868ARH3010B



ECO STRONG BROOM FOR POLYP GRAB

MODEL	/ DIMENSIONS mm			No. OF WIRES	ROW	kg	BRUSHES
	L	P	H				
866S1010AR	1000	1100	770	28800	24	400	High quality polypropylene

*dimensioni presa - vedi cod. 868ARH3010S

*attachment's gripping dimensions- see cod. 868ARH3010S

